



■ Features :

- Universal AC input / Full range
- 3 pole AC inlet IEC320-C14
- Built-in active PFC function, PF>0.91
- Protections: Short circuit / Overload / Over voltage / Over temperature
- Fully enclosed plastic case
- Approvals: UL / CUL / TUV / BSMI / CCC / CB / FCC / CE
- Class I power (with earth pin)
- LED indicator for power on
- No load power consumption<0.5W
- Meet EISA 2007(Energy Independence and Security Act)
- 2 years warranty

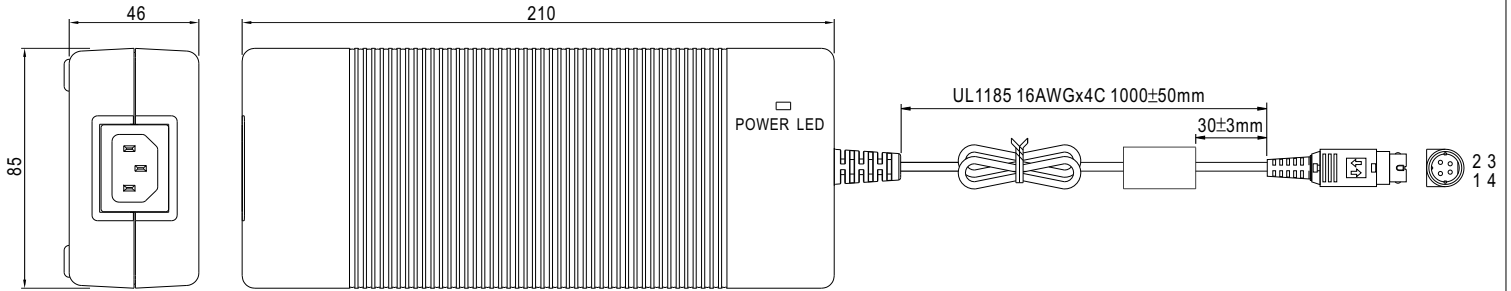


SPECIFICATION

ORDER NO.	GS220A12-R7B	GS220A15-R7B	GS220A20-R7B	GS220A24-R7B	GS220A48-R7B	
OUTPUT	SAFETY MODEL NO.	GS220A12	GS220A15	GS220A20	GS220A24	GS220A48
	DC VOLTAGE <small>Note.2</small>	12V	15V	20V	24V	48V
	RATED CURRENT	15A	13.4A	11A	9.2A	4.6A
	CURRENT RANGE	0 ~ 15A	0 ~ 13.4A	0 ~ 11A	0 ~ 9.2A	0 ~ 4.6A
	RATED POWER (max.)	180W	201W	220W	221W	221W
	RIPPLE & NOISE (max.) <small>Note.3</small>	80mVp-p	100mVp-p	150mVp-p	180mVp-p	240mVp-p
	VOLTAGE TOLERANCE <small>Note.4</small>	±5.0%	±5.0%	±4.0%	±3.0%	±2.0%
	LINE REGULATION <small>Note.5</small>	±1.0%	±1.0%	±1.0%	±1.0%	±1.0%
	LOAD REGULATION	±5.0%	±5.0%	±4.0%	±3.0%	±2.0%
	SETUP, RISE TIME <small>Note.7</small>	2000ms, 20ms / 230VAC 2000ms, 20ms / 115VAC at full load				
HOLD UP TIME (Typ.)	20ms / 230VAC 20ms / 115VAC at full load					
INPUT	VOLTAGE RANGE <small>Note.8</small>	90 ~ 264VAC 127 ~ 370VDC				
	FREQUENCY RANGE	47 ~ 63Hz				
	POWER FACTOR (Typ.)	PF>0.91 / 230VAC		PF>0.98 / 115VAC at full load		
	EFFICIENCY (Typ.)	90%	90%	92%	93.5%	94.5%
	AC CURRENT	4A / 115VAC 2A / 230VAC				
	INRUSH CURRENT (max.)	120A / 230VAC				
LEAKAGE CURRENT(max.)	1.5mA / 240VAC					
PROTECTION	OVERLOAD	105 ~ 135% rated output power Protection type : Hiccup mode, recovers automatically after fault condition is removed				
	OVER VOLTAGE	105 ~ 135% rated output voltage Protection type : Shut down o/p voltage, re-power on to recover				
	OVER TEMPERATURE	95°C ±5°C (TSW1) detect on heatsink of power transistor Protection type : Shut down o/p voltage, recovers automatically after temperature goes down				
ENVIRONMENT	WORKING TEMP.	-30 ~ +60°C (Refer to output load derating curve)				
	WORKING HUMIDITY	20% ~ 90% RH non-condensing				
	STORAGE TEMP., HUMIDITY	-40 ~ +85°C, 10 ~ 95% RH				
	TEMP. COEFFICIENT	±0.03% / °C (0~50°C)				
	VIBRATION	10 ~ 500Hz, 2G 10min./1cycle, period for 60min. each along X, Y, Z axes				
SAFETY & EMC (Note. 6)	SAFETY STANDARDS	UL60950-1, TUV EN60950-1, BSMI CNS14336, CCC GB4943 approved				
	WITHSTAND VOLTAGE	I/P-O/P: 3KVAC				
	ISOLATION RESISTANCE	I/P-O/P: 100M Ohms / 500VDC / 25°C / 70% RH				
	EMI CONDUCTION & RADIATION	Compliance to EN55022 class B, FCC PART 15 class B / CISPR22 class B, CNS13438 class B, GB9254 class B				
	HARMONIC CURRENT	Compliance to EN61000-3-2,3, GB17625.1				
EMS IMMUNITY	Compliance to EN61000-4-2,3,4,5,6,8,11, light industry level, criteria A					
OTHERS	MTBF	191.3Khrs min. MIL-HDBK-217F(25°C)				
	DIMENSION	210*85*46mm (L*W*H)				
	PACKING	1.1Kg; 12pcs/14.2Kg/0.73CUFT				
CONNECTOR	PLUG	See page 2 ; Other type available by customer requested				
	CABLE	See page 2 ; Other type available by customer requested				
NOTE	<ol style="list-style-type: none"> All parameters are specified at 230VAC input, rated load, 25°C 70% RH ambient. DC voltage: The output voltage set at point measure by plug terminal & 50% load. Ripple & noise are measured at 20MHz by using a 12" twisted pair terminated with a 0.1uf & 47uf capacitor. Tolerance: includes set up tolerance, line regulation, load regulation. Line regulation is measured from low line to high line at rated load. The power supply is considered as an independent unit, but the final equipment still need to re-confirm that the whole system complies with the EMC directives. Length of set up time is measured at first cold start. Turning ON/OFF the power supply may lead to increase of the set up time. Derating may be needed under low input voltage. Please check the derating curve for more details. 					

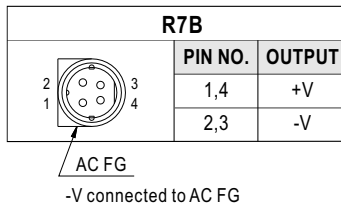
■ Mechanical Specification

Case No.961A Unit:mm

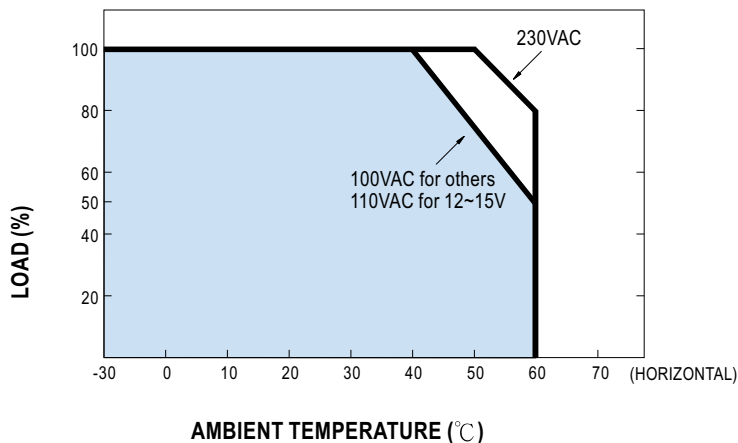


■ Plug Assignment

Standard plug: R7B (option)



■ Derating Curve



■ Static Characteristics

